



Collection of pendant luminaires for commercial and institutional applications. Track mounted, with complete range of optical accessories, Studio is a flexible solution for general lighting in large spaces. Unique thermal management design guarantees long lasting performance.

Luminaire characteristics:

Power input: 12.5W to 49W
Lumens: 1285lm to 4675lm (for 3000K, 80CRI)
Luminaire efficacy: Up to 107lm/W

Source: BRIDGELUX VERO LED MODULE (LM-80 tested)
2700K: 90CRI,
3000K: 80CRI, 90CRI,
3500K: 80CRI, 90CRI,
4000K: 80CRI.

Lumen maintenance: 90% of initial lumens at 132 000 hours (L90).

Optics: Available in spot, narrow flood, flood and wide flood.

Material: Optical body and trim: Die-cast aluminum
Heat sink: Aluminum alloy.
Diffuser: Clear protection glass. Soft focus lens also included on small model.
Reflector: High bright faceted aluminum.

Mounting: Supplied with a suspension cable up to 20' (6.1m) **(not field adjustable).**
Tracks:
Sistimalux one or two circuits,
Juno[®],
Lightolier[®].

Electrical: Integral high efficiency LED driver rated at 50 000 hours, 120V or 277V.

Dimming: Leading (Triac) and trailing edge (ELV), down to 15% (120V).

Finish: White (RAL9003) or matte black.
Cable and track adaptor color follows fixture color.

Weight: 1.5lbs to 3.9lbs (0.68kg to 1.77kg)

Warranty: 5 year limited warranty.

Ratings: IP20

Certification:  cULus listed for dry location

ORDERING INFO

P - - - - -
FIXTURE

MODEL

- 1770** - Small **1780** - Medium **1790** - Large

MOUNTING

- S1** - Sistemalux one circuit track⁽¹⁾ Sistemalux two circuit track⁽²⁾ **J** - Juno⁽³⁾ **L** - Lightolier⁽⁴⁾

TYPE

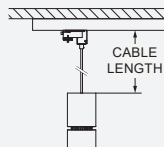
- P** - Pendant

OUTPUT

- BO** - Base output **HO** - Hight output

LENGTH (CABLE)

in *Use three characters for desired suspension length (006" to 240")



LED

- 927** - 2700K, 90CRI **830** - 3000K, 80CRI **835** - 3500K, 80CRI **840** - 4000K, 80CRI⁽⁶⁾
 930 - 3000K, 90CRI **935** - 3500K, 90CRI

OPTIC

- 20** - For studio small (26°) **40** - For studio medium (34°) **50** - For studio medium (48°) **60** - For studio small (57°)
 - For studio large (24°) - For studio large (38°) - For studio large (46°)

VOLTAGE

- 120** - 120V **277** - 277⁽⁶⁾

FINISH

- 01** - White **52** - Matte black

DIMMING**

- LTE** - Leading and trailing edge dimming (120V only)

⁽¹⁾ 8000 and 8000-S1 series. Also compatible with Cooper Lighting's Halo® L series tracks.

⁽²⁾ Track adaptor with circuit selector. Compatible with TEK® and HTEK® tracks.

⁽³⁾ Compatible with one circuit Juno® T series tracks.

⁽⁴⁾ Compatible with one circuit Lightolier® lytespan basic and advent series tracks.

⁽⁵⁾ LED options may require a longer lead time than standard. Please contact customer service for details.

⁽⁶⁾ Available for medium (**1780P**) and large (**1790P**) models with Sistemalux 2 circuit track mountings.

**15% dimming options: For leading and trailing edge (LTE), the dimming levels will vary depending on the dimmer used and the number of luminaires on the line.

ACCESSORIES (TO BE ORDERED SEPARATELY)

*Fixture can hold a maximum of 3 accessories at a time.



SOFT FOCUS LENS

- 1593** - For Studio small (**included**)
- 1725** - For Studio medium
- 1720** - For Studio large



BLACK CROSS BAFFLE

- 1694-52** - For Studio small (Length: 7/8" - 21mm)
- 1730-52** - For Studio medium (Length: 1 1/2" - 38mm)
- 1724-52** - For Studio large (Length: 1 3/4" - 47mm)



FROSTED LENS

- 1599** - For Studio small
- 1726** - For Studio medium
- 1721** - For Studio large



BLACK SNOOT

- 1697-52** - For Studio small (Length: 1 1/8" - 40mm)
- 1729-52** - For Studio medium (Length: 2 1/2" - 64mm)
- 1732-52** - For Studio large (Length: 2 7/8" - 72mm)



ELLIPTIC LENS

- 1598** - For Studio small
- 1727** - For Studio medium
- 1722** - For Studio large



BLACK VISOR WALL WASHER

- 1700-52** - For Studio small (Length: 1 1/8" - 40mm)
- 1731-52** - For Studio medium (Length: 2 1/2" - 64mm)
- 1733-52** - For Studio large (Length: 2 7/8" - 72mm)



BLACK HEX CELL LOUVER

- 1596-52** - For Studio small
- 1728-52** - For Studio medium
- 1723-52** - For Studio large



ADJUSTABLE BARN DOORS

- 1739-52** - For Studio medium (Length: 3 1/4" - 83mm)
- 1734-52** - For Studio large (Length: 3 3/4" - 93.5mm)



INTERCHANGEABLE ALUMINUM REFLECTOR

Optic 20

- 1740** - For Studio small (26°)
- 1736** - For Studio medium (24°)
- 1715** - For Studio large (24°)

Optic 40

- 1741** - For Studio small (33°)
- 1737** - For Studio medium (34°)
- 1716** - For Studio large (38°)



Optic 50

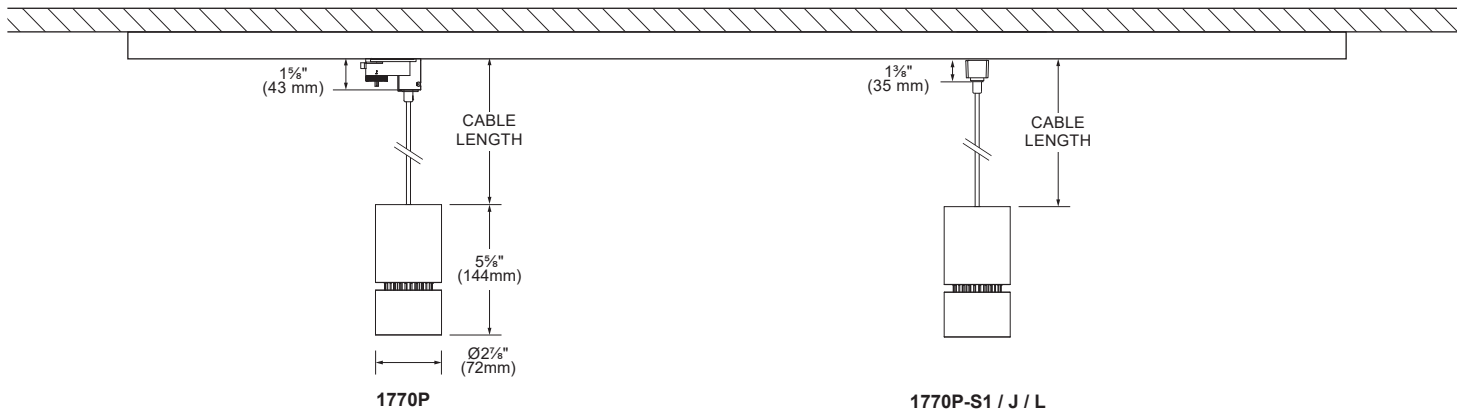
- 1742** - For Studio small (42°)
- 1738** - For Studio medium (48°)
- 1717** - For Studio large (46°)

Optic 60

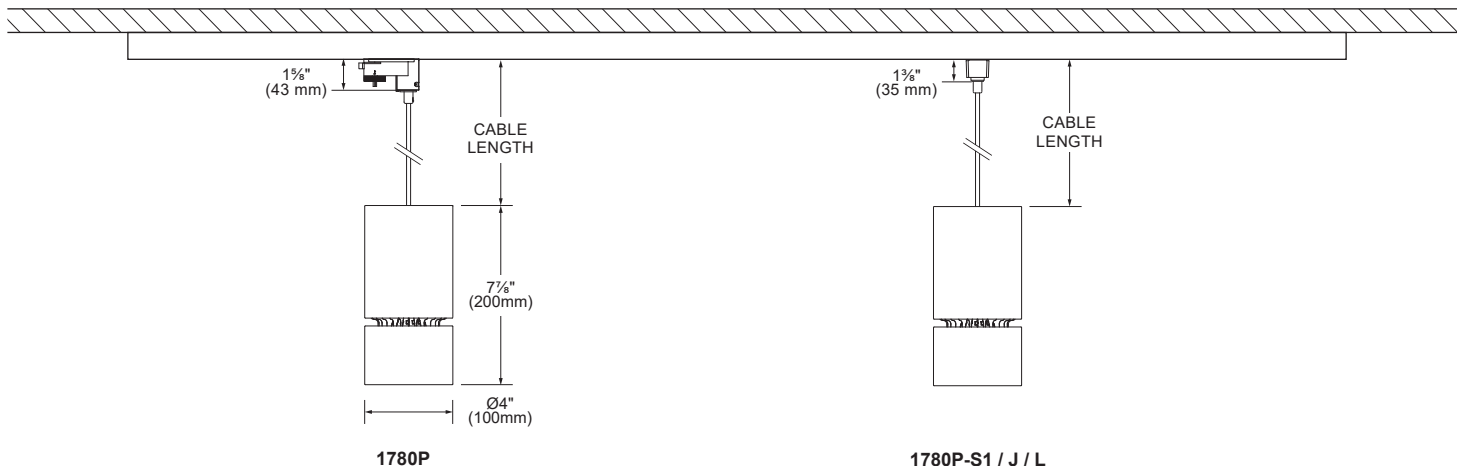
- 1743** - For Studio small (57°)

MOUNTING

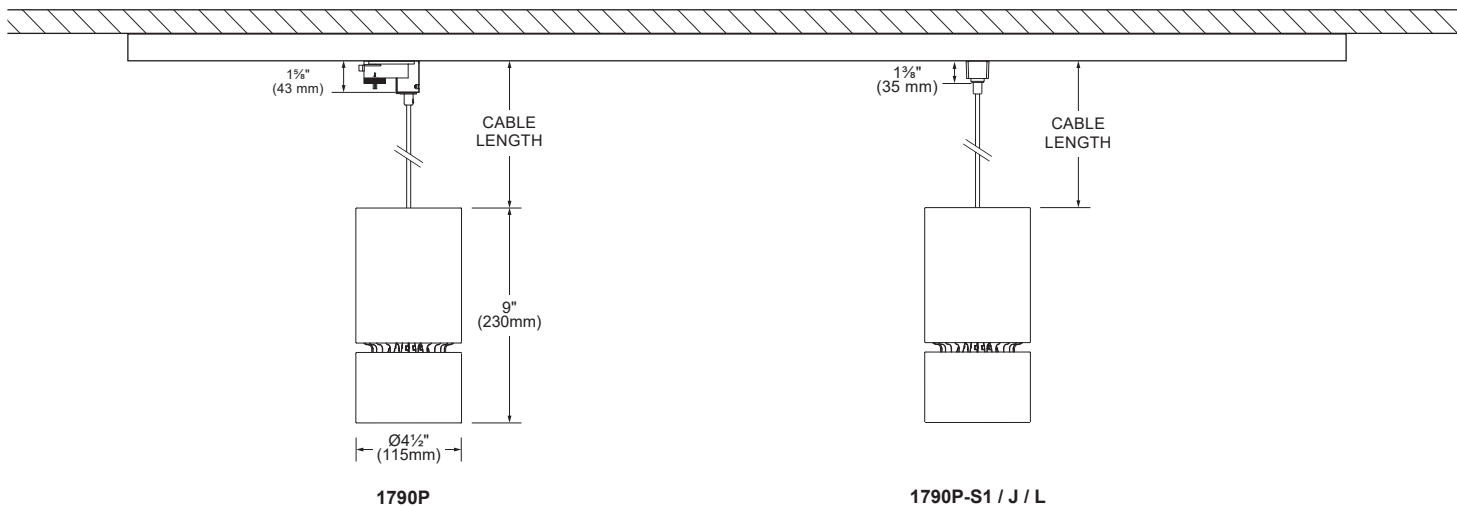
SMALL (1770)



MEDIUM (1780)



LARGE (1790)



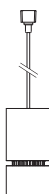
LED COLOR FIDELITY DATA

CRI	CCT	R1	R2	R3	R4	R5	R6	R7	R8	R9	R10	R11	R12	R13	R14	R15	Rf	Rg	Melanopic ratio
80	3000K	82	92	97	83	83	90	84	61	12	81	82	75	85	99	75	86	96	0.52
	3500K	81	89	95	80	80	84	85	63	9	73	78	61	82	97	75	83	97	0.58
	4000K	80	88	93	81	80	83	87	66	10	71	79	56	82	96	74	83	95	0.67
90	2700K	91	94	93	90	89	91	93	82	60	83	89	74	91	95	88	89	101	0.44
	3000K	94	96	96	91	92	94	93	85	66	89	90	77	94	97	92	90	100	0.51
	3500K	95	98	96	92	93	94	94	88	74	91	91	74	96	97	94	90	99	0.65

PHOTOMETRIC DATA

Photometric performance is measured at an accredited independent laboratory in accordance with IESNA LM-79. Visit sistemalux.com for complete photometric data.

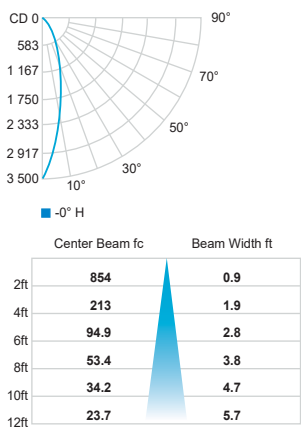
SMALL (1770)



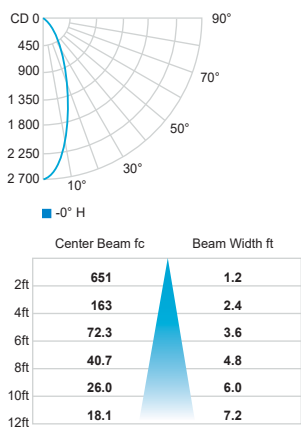
CCT (K)	CRI	OUTPUT (W)	LOAD (W)	OPTIC	LUMENS (lm)	EFFICACY (lm / W)	MAX CANDELA (cd)	MODELS
3000K	80	BO	12.5W	26°	1 310	104	3 410	1770-BO-830-20
				33°	1 285	102	2 600	1770-BO-830-40
				42°	1 285	102	2 020	1770-BO-830-50
				57°	1 310	104	1 490	1770-BO-830-60
		HO	19.5W	26°	1 920	98	5 115	1770-HO-830-20
				33°	1 885	96	3 810	1770-HO-830-40
				42°	1 880	96	2 960	1770-HO-830-50
				57°	1 920	98	2 185	1770-HO-830-60

*USE MULTIPLIER TABLE FOR OTHER CCT AND CRI OUTPUT DATA

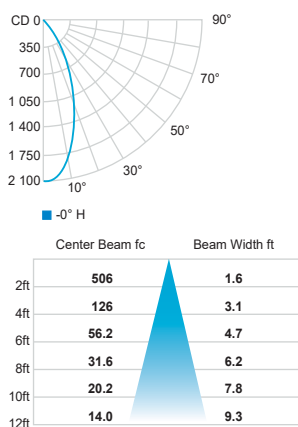
BO 26° (3000K, 80CRI)



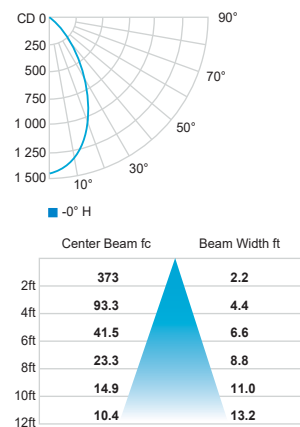
BO 33° (3000K, 80CRI)



BO 42° (3000K, 80CRI)



BO 57° (3000K, 80CRI)

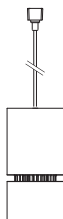


CCT options	2700K	3000K	3000K	3500K	3500K	4000K
CRI options	90CRI	80CRI	90CRI	80CRI	90CRI	80CRI
Multiplier	0.81	1	0.85	1.02	0.84	1.03

PHOTOMETRIC DATA

Photometric performance is measured at an accredited independent laboratory in accordance with IESNA LM-79. Visit sistimalux.com for complete photometric data.

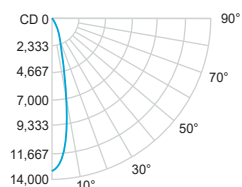
MEDIUM (1780)



CCT (K)	CRI	OUTPUT LOAD (W)	OPTIC	LUMENS (lm)	EFFICACY (lm / W)	MAX CANDELA (cd)	MODELS
3000K	80	BO 26.5W	24°	2 600	98	10 655	1780-BO-830-20
			33°	2 590	97	7 240	1780-BO-830-40
			48°	2 495	94	3 840	1780-BO-830-50
		HO 35.5W	24°	3 290	92	13 475	1780-HO-830-20
			33°	3 280	92	9 160	1780-HO-830-40
			48°	3 160	89	4 860	1780-HO-830-50

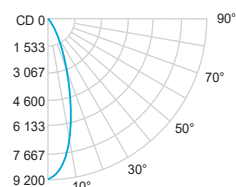
*USE MULTIPLIER TABLE FOR OTHER CCT AND CRI OUTPUT DATA

BO 24° (3000K, 80CRI)



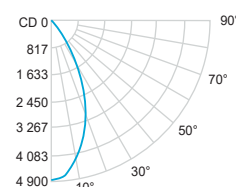
Center Beam fc	Beam Width ft
3 370	0.9
842	1.7
374	2.6
211	3.5
135	4.4
93.6	5.2

BO 33° (3000K, 80CRI)



Center Beam fc	Beam Width ft
2 291	1.2
573	2.4
255	3.5
143	4.7
91.6	5.9
63.6	7.1

BO 48° (3000K, 80CRI)



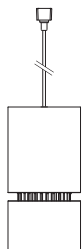
Center Beam fc	Beam Width ft
1 216	1.8
304	3.6
135	5.4
76.0	7.2
48.6	9.0
33.8	10.8

CCT options	2700K	3000K	3000K	3500K	3500K	4000K
CRI options	90CRI	80CRI	90CRI	80CRI	90CRI	80CRI
Multiplier	0.81	1	0.84	1.02	0.84	1.03

PHOTOMETRIC DATA

Photometric performance is measured at an accredited independent laboratory in accordance with IESNA LM-79. Visit sistimalux.com for complete photometric data.

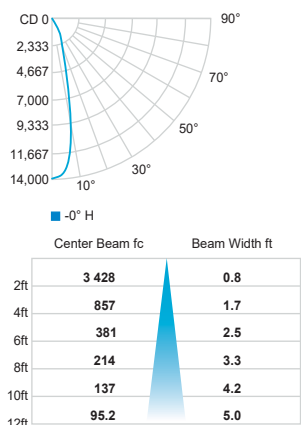
LARGE (1790)



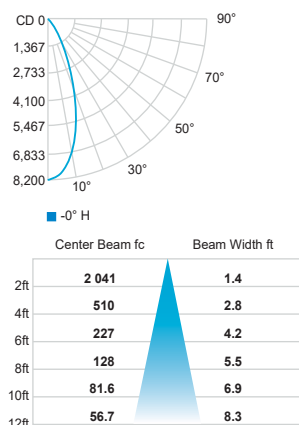
CCT (K)	CRI	OUTPUT	LOAD (W)	OPTIC	LUMENS (lm)	EFFICACY (lm / W)	MAX CANDELA (cd)	MODELS
3000K	80	BO	37W	24°	3 545	95	13 710	1790-BO-830-20
				38°	3 555	96	8 160	1790-BO-830-40
				46°	3 535	95	5 595	1790-BO-830-50
		HO	49W	24°	4 660	95	18 015	1790-HO-830-20
				38°	4 675	95	10 720	1790-HO-830-40
				46°	4 645	94	7 350	1790-HO-830-50

*USE MULTIPLIER TABLE FOR OTHER CCT AND CRI OUTPUT DATA

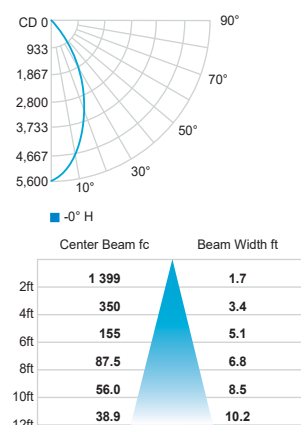
BO 24° (3000K, 80CRI)



BO 38° (3000K, 80CRI)



BO 46° (3000K, 80CRI)



CCT options	2700K	3000K	3000K	3500K	3500K	4000K
CRI options	90CRI	80CRI	90CRI	80CRI	90CRI	80CRI
Multiplier	0.81	1	0.84	1.02	0.84	1.03