



Collection of recessed luminaires for ceiling or wall applications. Waterproof construction suitable for wet locations like bathrooms, showers and wellness centers. The milky polycarbonate screen provides omnidirectional diffused light. Suitable for decorative applications, wayfinding and to compose graphic light patterns.

Luminaire characteristics:

Power input: 5.5W to 24.5W (system wattage)
Lumens: Up to 1995lm (for 3000K, 80CRI)
Luminaire efficacy: Up to 106lm/W

Source:	White LED (LM-80), 2700K: 80CRI, 3000K: 80CRI,
Lumen maintenance:	70% of initial lumens at 50 000 hours (L70)(LM-79).
Optic:	General lighting.
Material:	Body: Die-cast aluminum (aluminum alloy) Diffuser screen: Milky polycarbonate
Mounting:	Remodel or new construction with plaster frame, suitable for insulated or non-insulated ceiling.
Electrical:	Integral high efficiency LED driver, rated at 50 000 hours.
Dimming:	D10: 0-10V (120-277V), down to 15%. LTE: Leading edge (TRIAC) and trailing edge (ELV) (120V only), down to 15%. D2B: Lutron Hi-Lume® 1% EcoSystem™ (120-277V), down to 1%. D01: 0-10V (120-277V), down to 1%.
Finish:	White
Weight:	2060R-03: 1.90lbs (0.86kg) 2060R-04: 2.01lbs (0.91kg) 2060R-05: 1.92lbs (0.87kg) 2060R-06: 2.09lbs (0.95kg) 2060R-07: 2.34lbs (1.06kg) 2060R-08: 2.65lbs (1.20kg)
Warranty:	5 year limited warranty.
Rating:	IP66 from under the ceiling, IP20 in the ceiling, IK08.
Certification:	 cULus listed for dry/damp/wet location. For interior use only.



ORDERING INFO

2060R - - - - **- 01 -**
FIXTURE

BN - 2060 - - NC
PLASTER FRAME

MODEL

R - Round

INSTALLATION

RF - Remodel **NC** - New construction

DIMENSION

03 - 3" (75mm)* **04** - 4" (100mm)* **05** - 5" (125mm)* **06** - 6 $\frac{1}{8}$ " (155mm) **07** - 7 $\frac{1}{4}$ " (185mm)
 08 - 8 $\frac{1}{2}$ " (215mm)

LED

827 - 2700K, 80CRI **830** - 3000K, 80CRI

OPTIC

GL - General Light

VOLTAGE

120 - 120V **UNV** - 120-277V

FINISH

01 - White

DIMMING

D10 - 0-10V (down to 15%)⁽¹⁾⁽³⁾ **LTE** - Leading and Trailing edge dimming (120V only) (down to 15%)⁽¹⁾ **D2B** - Lutron Hi-Lume® 1% EcoSystem™ (down to 1%)⁽²⁾⁽³⁾
 D01 - 0-10V (down to 1%)⁽²⁾⁽³⁾

* Available with ring accessory.

⁽¹⁾ 15% dimming options: For leading and trailing edge and 0-10V (**LTE** and **D10**), the dimming levels will vary depending the dimmer used and the number of luminaires on the line.

⁽²⁾ Available with **05**, **06**, **07** and **08** dimensions.

⁽³⁾ Available with 120-277 (**UNV**) voltage.

DECORATIVE RING (TO BE ORDERED SEPARATELY)

*For Mint models 03, 04 and 05.

207 - - -
Ring

INTERIOR FINISH

1 - White
 2 - Black matte anodized
 3 - White oak veneer

EXTERIOR FINISH

01 - White
 52 - Black matte
 63 - Dark bronze anodized
 64 - Brass champagne anodized

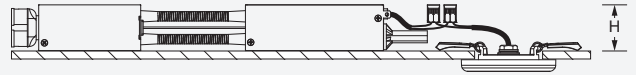


INSTALLATION

Remodel (RF)

Versatile fixture for new or existing ceiling structure. Suitable for insulated or non-insulated ceiling assemblies like sheetrock or paneling. Fixture is ready for remodeling installation.

Ceiling thickness: 1/8"-13/16" (3-20mm)



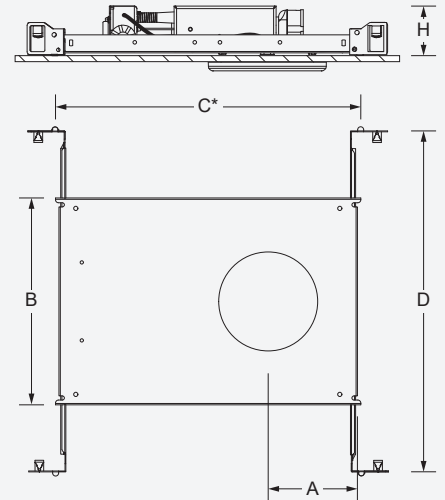
Model	Cut-out dimensions	Clearance (H)
2060R-03	Ø 2¼" (Ø 55mm)	5" (127mm)
2060R-04	Ø 3¼" (Ø 80mm)	5" (127mm)
2060R-05	Ø 4¼" (Ø 105mm)	6½" (165mm)
2060R-06	Ø 5⅜" (Ø 135mm)	6½" (165mm)
2060R-07	Ø 6½" (Ø 165mm)	6½" (165mm)
2060R-08	Ø 7⅞" (Ø 195mm)	3½" (89mm)

*Can be installed from below the ceiling.

New construction with plaster frame (NC)

Plaster frame with hanger bars system to be installed during rough-in phase. Suitable for insulated or non-insulated new construction ceiling assemblies like sheetrock, acoustic tiles or paneling. Plaster frame can be shipped separately.

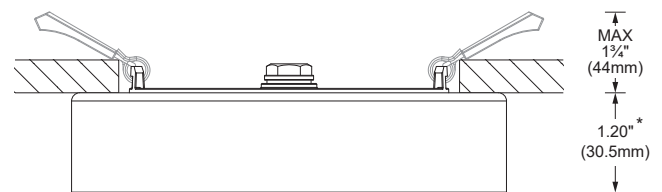
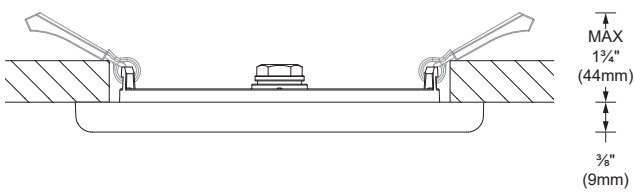
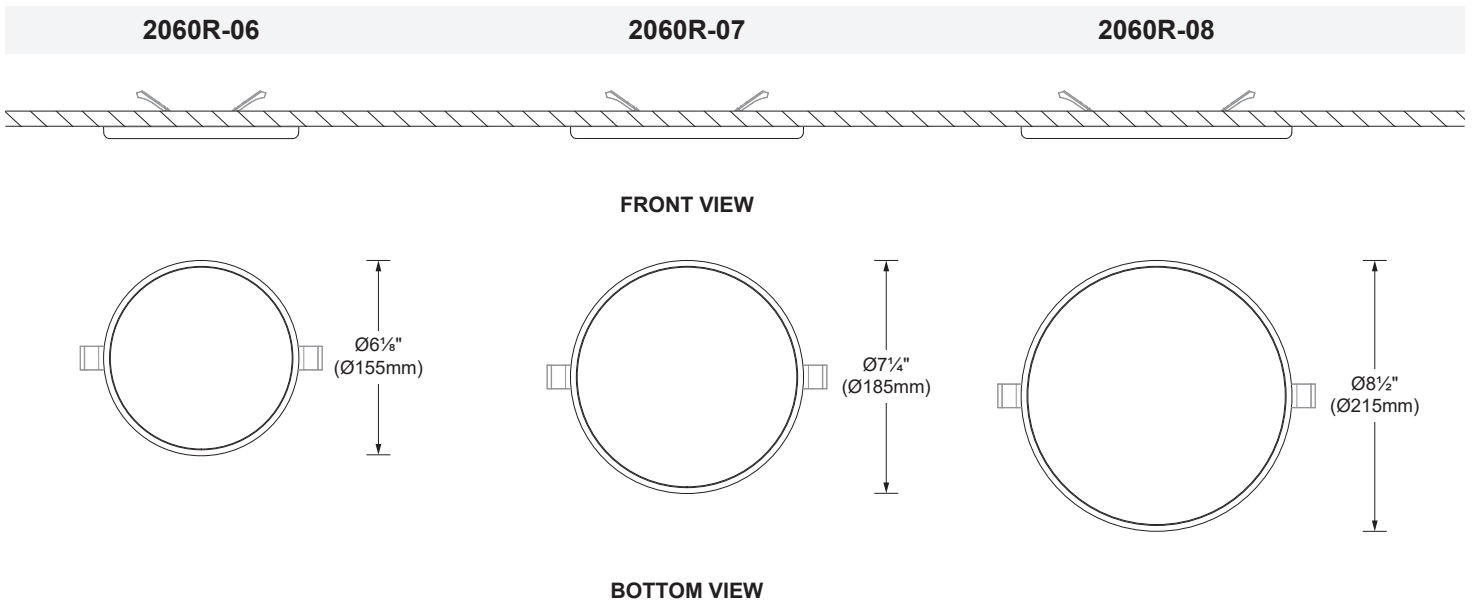
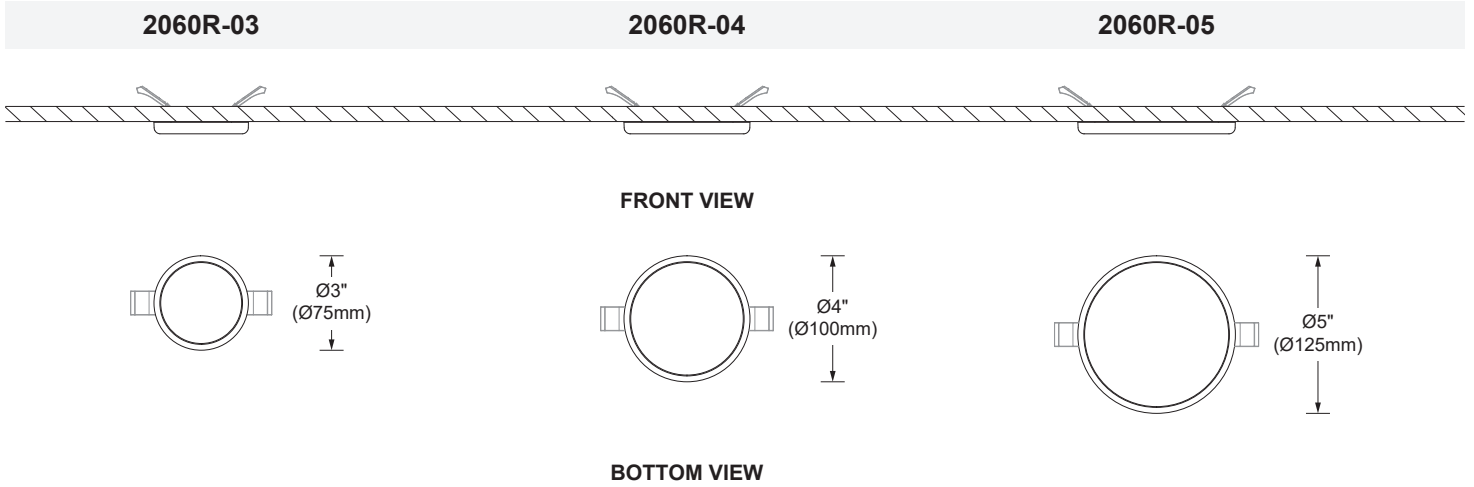
Ceiling thickness: 1/8"-13/16" (3-20mm)



*Provide a minimum of 1/8" (46mm) on each side for the hanger bar fixations

Model	Plaster Frame	Cut-out dimensions	Cut-out position (A)	Overall dimensions (BxC)	Hanger bars (D)	Clearance (H)
2060R-03	BN-2060-03-NC	Ø 2¼" (Ø 55mm)	3⅞" (91.4mm)	8⅝" x 12¾" (219.1 x 323.9mm)	9" to 15¼" (229 to 387mm)	5" (127mm)
2060R-04	BN-2060-04-NC	Ø 3¼" (Ø 80mm)	5" (127mm)			4" (102mm)
2060R-05	BN-2060-05-NC	Ø 4¼" (Ø 105mm)	3¾" (94.4mm)			6½" (165mm)
2060R-06	BN-2060-06-NC	Ø 5⅜" (Ø 135mm)	4¾" (120.7mm)			5" (127mm)
2060R-07	BN-2060-07-NC	Ø 6½" (Ø 165mm)	7" (177.8mm)	12" x 17⅞" (304.8 x 448.9mm)	4½" (114mm)	
2060R-08	BN-2060-08-NC	Ø 7⅞" (Ø 195mm)			3½" (89mm)	

DIMENSIONS



* Product height when using the decorative ring accessory

LED COLOR FIDELITY DATA

CCT	R1	R2	R3	R4	R5	R6	R7	R8	R9	R10	R11	R12	R13	R14	R15	Rf	Rg	Melanopic ratio
2700K	81	92	94	80	81	92	80	55	5	83	80	78	84	98	72	83	96	0.476
3000K	80	90	97	80	80	87	83	58	3	77	79	69	82	99	73	83	96	0.500

PHOTOMETRIC DATA

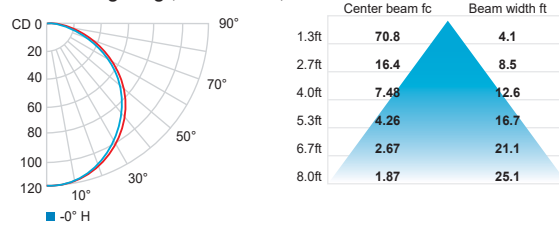
Visit sistemalux.com for complete photometric data.

2060R-03



CCT (K)	CRI	LOAD (W)	OPTIC	LUMENS (lm)	EFFICACY (lm/W)	MAX CANDELA (cd)	MODELS
2700K	80	5.5W	General Light	275	68	90	2060R-03-827
3000K				360	90	115	2060R-03-830

General Lighting (3000K, 80 CRI)

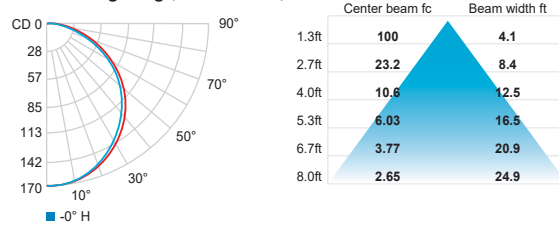


2060R-04



CCT (K)	CRI	LOAD (W)	OPTIC	LUMENS (lm)	EFFICACY (lm/W)	MAX CANDELA (cd)	MODELS
2700K	80	6W	General Light	425	80	140	2060R-04-827
3000K				500	100	165	2060R-04-830

General Lighting (3000K, 80 CRI)

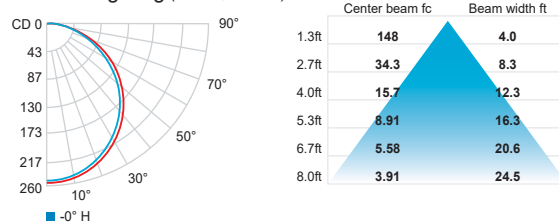


2060R-05



CCT (K)	CRI	LOAD (W)	OPTIC	LUMENS (lm)	EFFICACY (lm/W)	MAX CANDELA (cd)	MODELS
2700K	80	9W	General Light	685	91	230	2060R-05-827
3000K				735	98	250	2060R-05-830

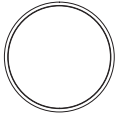
General Lighting (3000K, 80 CRI)



PHOTOMETRIC DATA

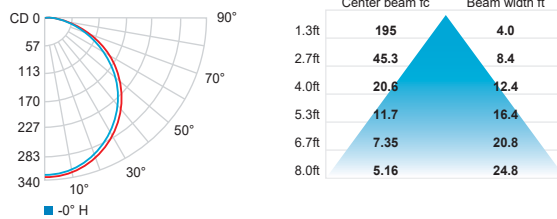
Visit sistemalux.com for complete photometric data.

2060R-06




CCT (K)	CRI	LOAD (W)	OPTIC	LUMENS (lm)	EFFICACY (lm/W)	MAX CANDELA (cd)	MODELS
2700K	80	12W	General Light	920	92	310	2060R-06-827
3000K				970	97	330	2060R-06-830

General Lighting (3000K, 80 CRI)

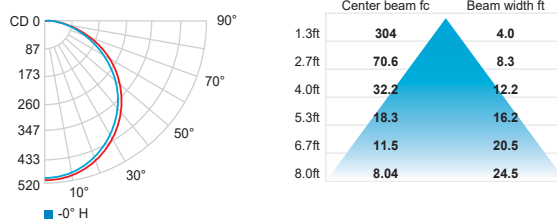


2060R-07




CCT (K)	CRI	LOAD (W)	OPTIC	LUMENS (lm)	EFFICACY (lm/W)	MAX CANDELA (cd)	MODELS
2700K	80	17W	General Light	1 235	88	425	2060R-07-827
3000K				1 495	106	510	2060R-07-830

General Lighting (3000K, 80 CRI)



2060R-08



CCT (K)	CRI	LOAD (W)	OPTIC	LUMENS (lm)	EFFICACY (lm/W)	MAX CANDELA (cd)	MODELS
2700K	80	24.5W	General Light	1 740	84	590	2060R-08-827
3000K				1 995	99	680	2060R-08-830

General Lighting (3000K, 80 CRI)

